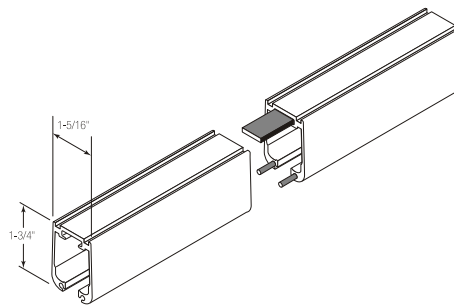
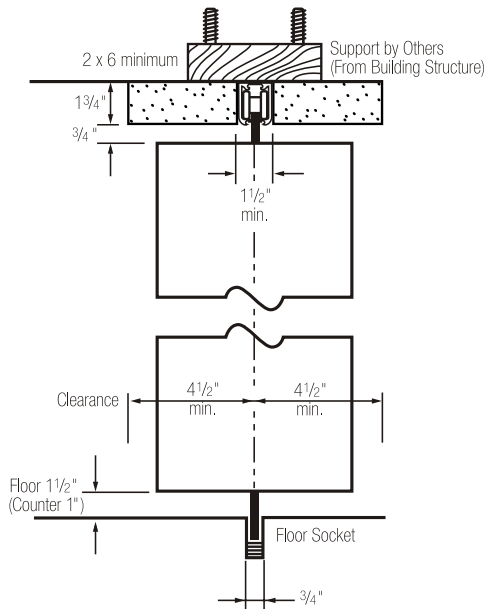
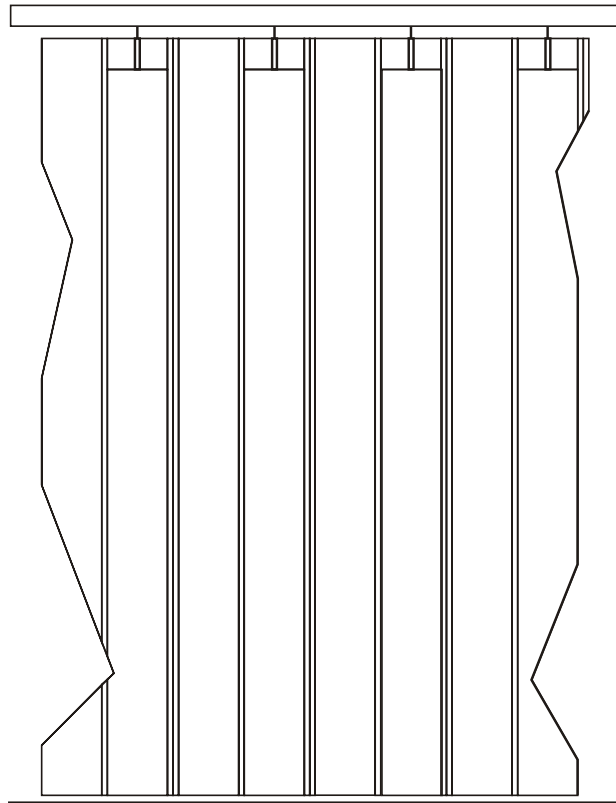


Side Sliding Grilles

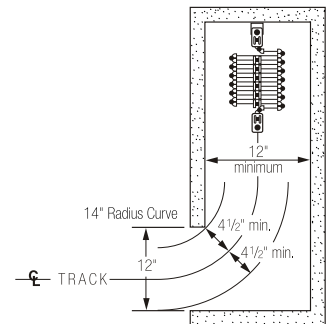
Vista Solid

Extruded Aluminum Panels



WEIGHT
Lbs./Sq. Ft. **2.2**

The structure should be designed to carry the weight of a fully stacked grille at any point along its length.



Minimum stacking
1.05" per foot of Opening
plus 3.5" per stile
or roughly 2" per foot of opening width



Side Sliding Grilles

Vista Solid

Extruded Aluminum Panels

1.0 GENERAL

1.1 Summary

- A. All Side Sliding Grilles shall be as manufactured by The Cookson Company, Phoenix, AZ. Furnished Materials shall include all curtains, stiles, tracks and floor sockets.
- B. Work not included by The Cookson Company includes design of, material for and preparation of grille openings but not limited to structural or miscellaneous iron work, access panels, finish or trim to opening, construction of storage pockets and finish painting.

2.0 PRODUCTS

2.1 Materials

- A. Construct of 6" (152 mm) wide by 0.072" (1.83 mm) thick full height aluminum panels. Panels are to be framed by full height butt hinges on 7" (178 mm) centers.

2.3 Materials:

- A. Aluminum is to be 6063 aluminum alloy with T-5 temper.

2.4 Locking:

- A. Members are to be vertical stiles fabricated from rectangular tubing 1.3" (33 mm) x 2.4" (62 mm). Members using floor bolts include dust free, stainless top floor sockets.
- B. Lead and trailing end members are to be cylinder controlled lock stiles with self-adjusting, cold rolled steel floor bolts and top bolts through the top of the track into the support.
- C. Intermediate locking members with cold rolled steel floor bolts are supplied for (up to) every 10'-0" (3048 mm) of curtain.
- D. Bipart assemblies are supplied as required. One lock member will retain a hookbolt deadlock activated by keyed or thumbturn cylinders. A second intermediate locking member with a steel floor bolt shall include a full height channel to accept the hook-bolt deadlock.

2.5 Track:

- A. Overhead track is to be 1.3" (33 mm) wide x 1.8" (46 mm) high and is to accept 1-1/8" (29 mm) diameter roller trolleys. Rollers are to bear on 0.27" (7 mm) thick aluminum surface within the track. Track curves, where indicated, are to have 10" (254 mm) or 14" (356 mm) radii.

2.6 Finish:

- A. Standard factory finishes are to be: 0.0004" (10 micron) clear anodizing or K1285 (white), K70632 (light bronze), K71232 (medium bronze) or K90421 (black) Duracron acrylic paint.

2.7 Weight and Stacking:

- A. Grille weights are to be expressed in lbs./sq. ft. and kg/sq.m of clear opening: Vista Solid - 2.2 lbs./sq. ft. (10.7 kg/sq.m)
- B. Minimum stacking shall be 1.05"/linear foot of opening plus 3.5" for each locking member or 87.5 mm/meter of opening plus 89 mm per locking member.
- C. Grille support must be able to carry the weight of a fully stacked door at any point along its length. Support is to carry the total weight / the total stacking.

3.0 EXECUTION

3.1 Installation

A. Preparation and Examination:

- Contractor shall make structural or other preparation of the opening to receive track and grille, provide finish or trim to the opening, construct finish or trim to the opening and construct storage pockets as necessary. Site preparations are to be detailed by approved shop drawings.
- B. Examine all conditions under which grilles are to be installed. Notify contractor of unsatisfactory conditions.
- C. Verify track layout and grille dimensions, especially the finished floor (or counter) to the underside of the support dimensions, by actual measurements.

3.2 Installation:

- A. Install in accordance with the manufacturer's shop drawings and instructions.

3.3 Maintenance:

- A. Grille curtain shall be cleaned regularly with a mild soap that is approved for use on aluminum.
- B. Roller trolleys are to be lubricated at least every 4 months with WD-40 or equivalent.

3.4 Warranty:

- A. All Cookson Side Sliding Grilles shall be warranted for a period of two (2) years from the time of shipment against defect in workmanship and materials.