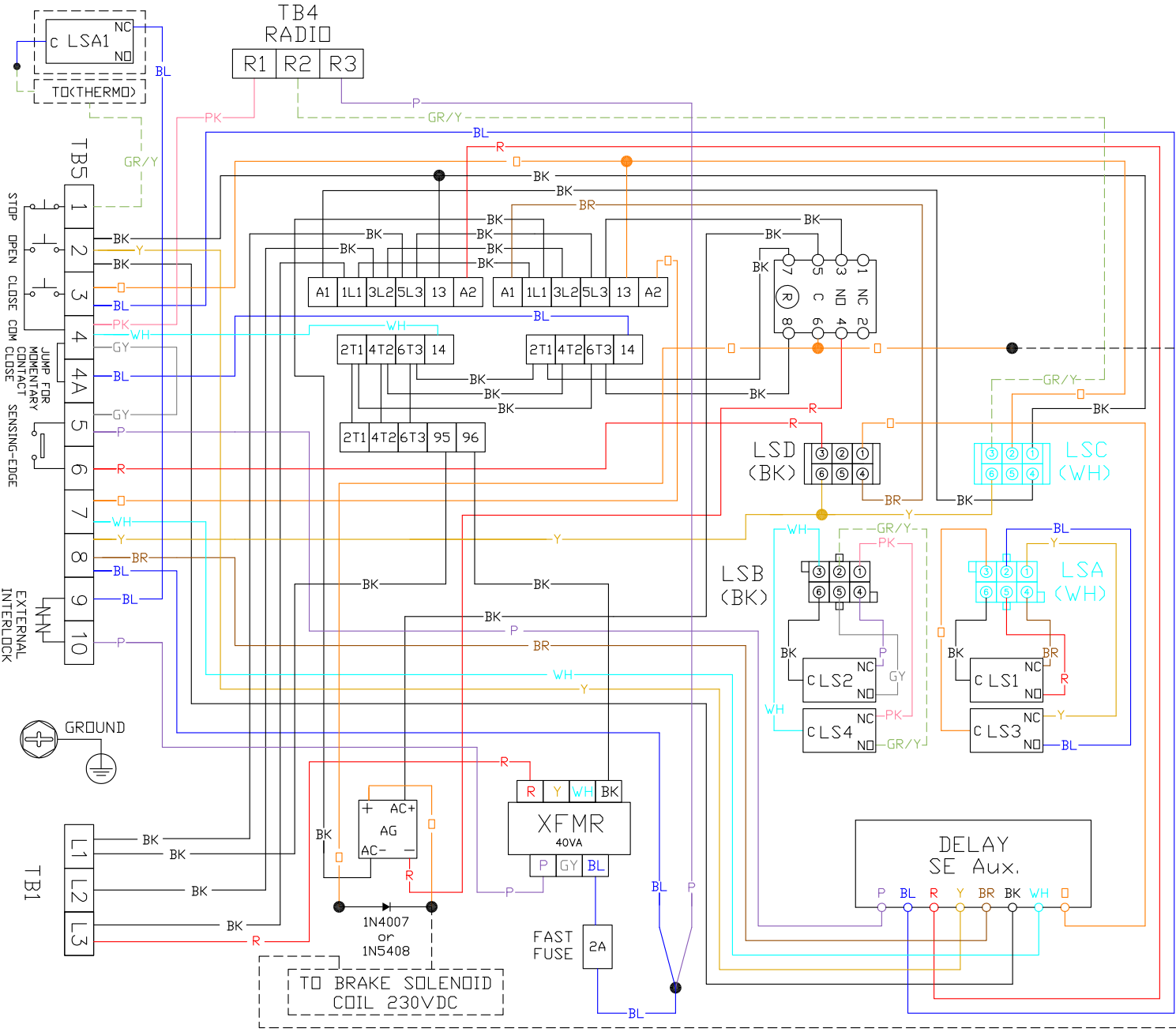
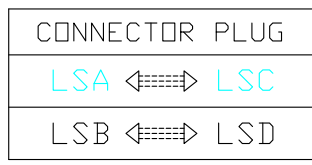


# MG Operator 208 / 230VAC 3 Phase Left Hand For 1/3HP, 1/2HP and 3/4HP

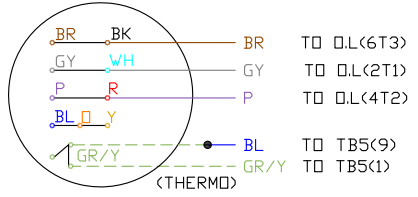
EM 304 L



- NOTES:
- R-BRAK ERELAY COIL 220VAC
  - LSA-LS1 & LS3 MICROSWITCH CONNECTOR
  - LSB-LS2 & LS4 MICROSWITCH CONNECTOR
  - LSC-OPEN CONTROL CONNECTOR
  - LSD-CLOSE CONTROL CONNECTOR
  - LSA1-MANUAL CUT-OFF MICROSWITCH



- TERMINAL NUMBER:
- 1 CONTROL STATION-STOP
  - 2 CONTROL STATION-OPEN
  - 3 CONTROL STATION-CLOSE
  - 4 CONTROL STATION-COMMON
  - 4&4A JUMP FOR MOMENTARY CONTACT CLOSE
  - 5&6 SENSING-EDGE (S.E.) CONNECTION
  - 7&8 DOOR CLOSING WARNING SIGNAL 24VAC
  - 9&10 EXTERNAL INTERLOCK



208V/230V 3 PHASE  
MOTOR CONNECTION