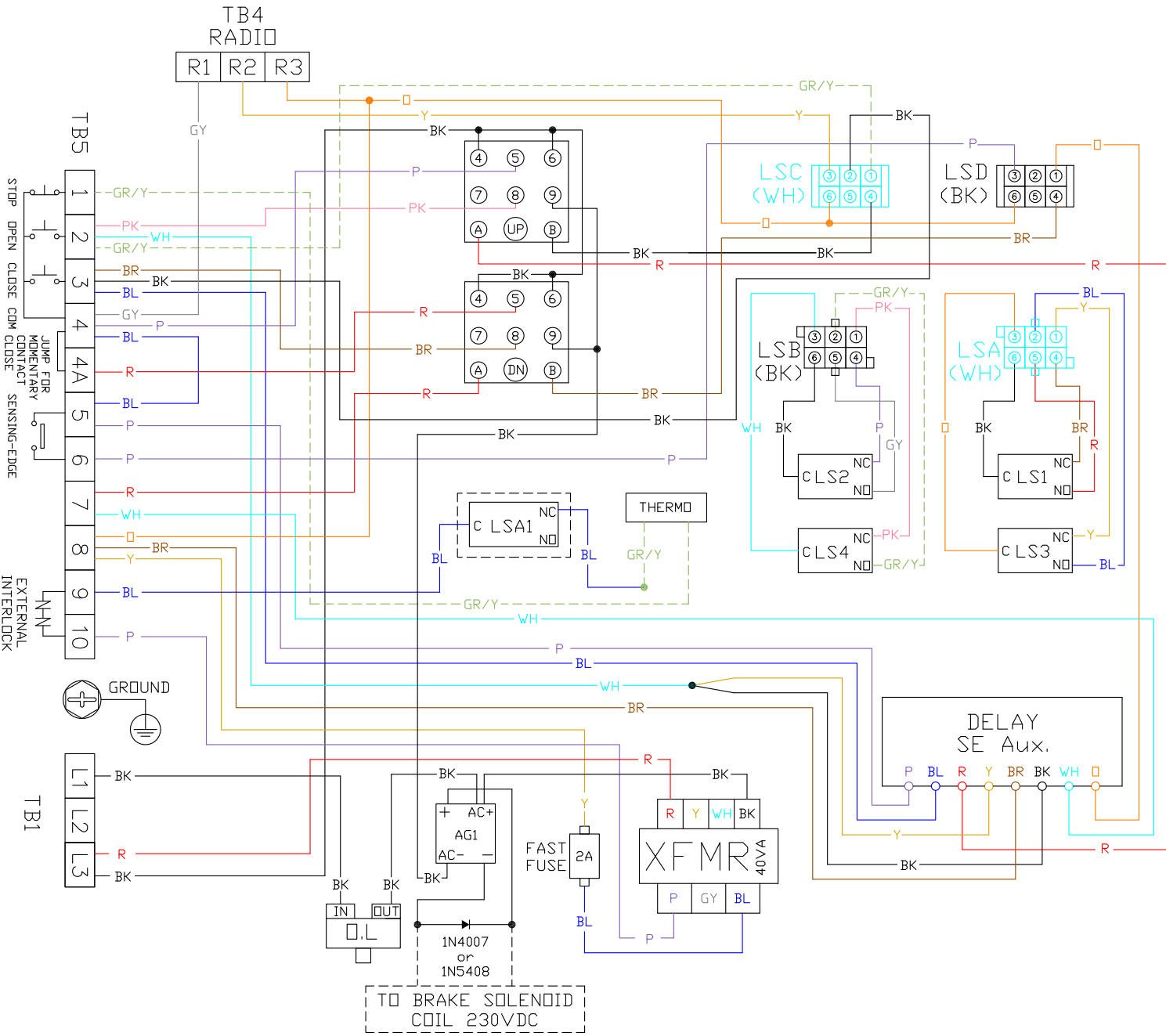
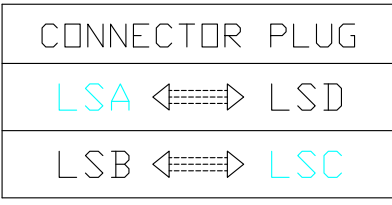


MG Operator 230VAC 1 Phase Right Hand For 1/3HP, 1/2HP and 3/4HP

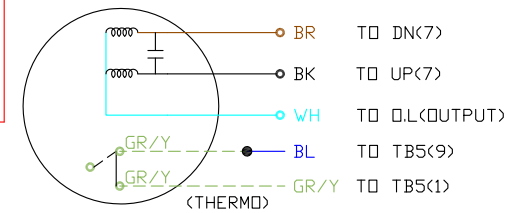
EM 204 R



- NOTES:
- UP-OPEN RELAY (COIL 24VAC)
 - DN-CLOSE RELAY (COIL 24VAC)
 - LSA-LS1 & LS3 MICROSWITCH CONNECTOR
 - LSB-LS2 & LS4 MICROSWITCH CONNECTOR
 - LSC-OPEN CONTROL CONNECTOR
 - LSD-CLOSE CONTROL CONNECTOR
 - LSA1-MANUAL CUT-OFF MICROSWITCH



- TERMINAL NUMBER:
- 1 CONTROL STATION-STOP
 - 2 CONTROL STATION-OPEN
 - 3 CONTROL STATION-CLOSE
 - 4 CONTROL STATION-COMMON
 - 4&4A JUMP FOR MOMENTARY CONTACT CLOSE
 - 5&6 SENSING-EDGE (S.E.) CONNECTION
 - 7&8 DOOR CLOSING WARNING SIGNAL 24VAC
 - 9&10 EXTERNAL INTERLOCK



230V 1 PHASE
MOTOR CONNECTION